

D92103

**GENERAL**  
Series: Tub LED  
Brand: Milan  
Division: Design  
Mounting Type: Surface  
Mounting Location: Wall / Ceiling  
Subcategory: Spots

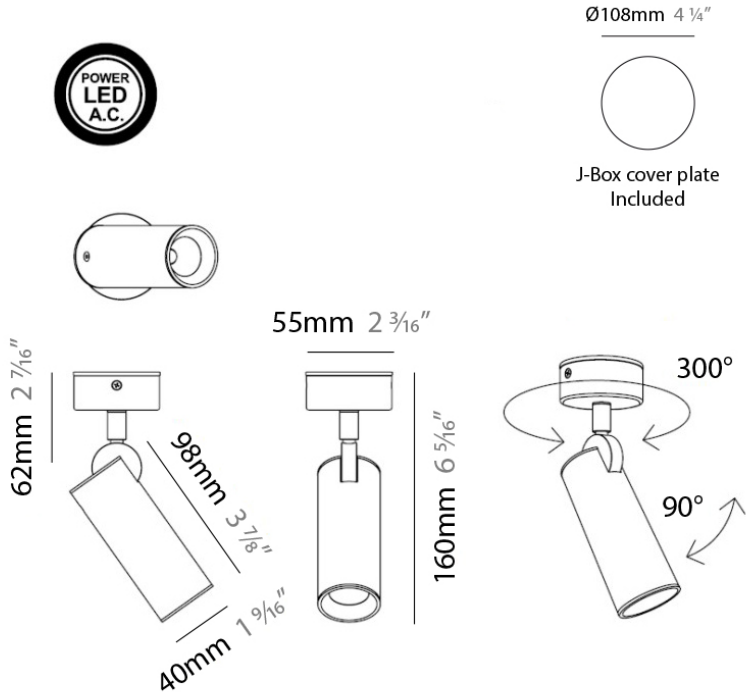
**PHYSICAL**  
Diameter (mm): 55  
Diameter (in): 2 3/16  
Height (mm): 160  
Height (in): 6 5/16  
Extension (mm): 160  
Extension (in): 6 5/16  
Weight (kg): 1.4  
Weight (lbs): 3

**ELECTRICAL**  
Lamp Type: LED  
Input Wattage (W): 4  
Max. Wattage Per Lamp (W): 4  
Dimming: Electronic Low Voltage Dimming  
Input Voltage (V): 120

**LED**  
Number of LEDs: 1  
Color Temperature (°K): 2700  
Nominal Lumen (lm): 300  
CRI: >80 CRI

**OPTICAL**  
**RATINGS AND CERTIFICATIONS**  
Certified By: CSA Certified to UL and CSA Standards  
IP rating: IP20

PROJECT	
TYPE	
NOTES	
QUANTITY	
DATE	



TUB LED SURFACE

D92105

**GENERAL**  
Series: Tub LED  
Brand: Milan  
Division: Design  
Mounting Type: Surface  
Mounting Location: Ceiling  
Subcategory: Spots

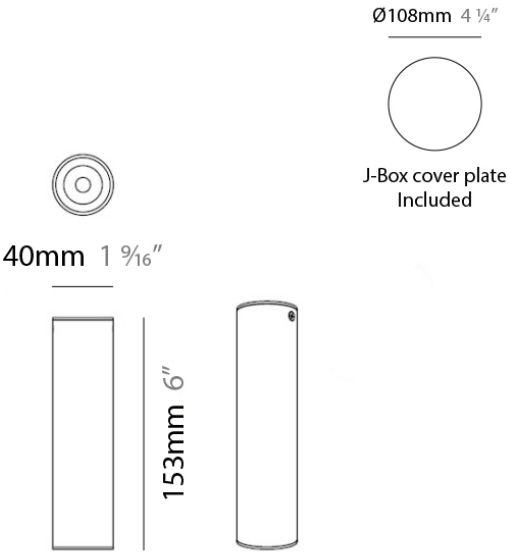
**PHYSICAL**  
Shape: Cylinder  
Diameter (mm): 40  
Diameter (in): 1 9/16  
Height (mm): 150  
Height (in): 6  
Weight (kg): 1.4  
Weight (lbs): 3  
Fixture Finish: WHI  
Fixture Material: Metal

**ELECTRICAL**  
Lamp Type: LED  
Input Wattage (W): 4  
Max. Wattage Per Lamp (W): 4  
Dimming: Electronic Low Voltage Dimming  
Input Voltage (V): 120Vac Direct Line  
Lamp Voltage (V): 120

**LED**  
Number of LEDs: 1  
Color Temperature (°K): 2700  
Nominal Lumen (lm): 300  
CRI: >80 CRI

**OPTICAL**  
**RATINGS AND CERTIFICATIONS**  
Certified By: CSA Certified to UL and CSA Standards  
IP rating: IP20

PROJECT
TYPE
NOTES
QUANTITY
DATE



D93134

**GENERAL**  
Series: Tub LED  
Brand: Milan  
Division: Design  
Mounting Type: Surface  
Mounting Location: Wall  
Subcategory: Uplight

**PHYSICAL**  
Shape: Cylinder  
Diameter (mm): 108  
Diameter (in): 4 1/4  
Length (mm): 40  
Length (in): 1 9/16  
Height (mm): 103  
Height (in): 4 1/16  
Extension (mm): 61  
Extension (in): 2 3/8  
Light Distribution: Uplight  
Weight (kg): 1.4  
Weight (lbs): 3  
Fixture Finish: Chrome  
Fixture Material: Metal

**ELECTRICAL**  
Number of Lamps: 1  
Lamp Type: LED  
Max. Wattage Per Lamp (W): 4  
Dimming: Electronic Low Voltage Dimming  
Input Voltage (V): 120  
Lamp Voltage (V): 120


**LED**  
Number of LEDs: 1  
Color Temperature (°K): 2700  
Nominal Lumen (lm): 300  
CRI: >80 CRI

**OPTICAL**  
**RATINGS AND CERTIFICATIONS**  
Certified By: CSA Certified to UL and CSA Standards  
IP rating: IP20

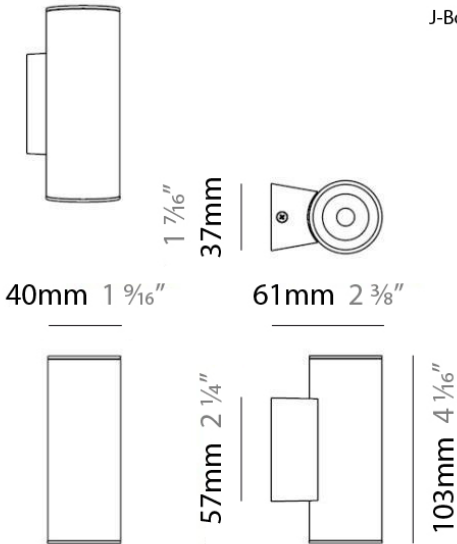
PROJECT
TYPE
NOTES
QUANTITY
DATE



Ø108mm 4 1/4"



J-Box cover plate  
Included



**GENERAL**  
Series: Tub LED  
Brand: Milan  
Division: Design  
Mounting Type: Surface  
Mounting Location: Wall  
Subcategory: Up/Down Light

**PHYSICAL**  
Shape: Cylinder  
Diameter (mm): 108  
Diameter (in): 4 1/4  
Length (mm): 40  
Length (in): 1 9/16  
Height (mm): 153  
Height (in): 6  
Extension (mm): 61  
Extension (in): 2 3/8  
Light Distribution: Direct / Indirect  
Weight (kg): 1.4  
Weight (lbs): 3  
Fixture Finish: WHI  
Fixture Material: Metal

**ELECTRICAL**  
Number of Lamps: 2  
Lamp Type: LED  
Total Output Wattage (W): 8  
Max. Wattage Per Lamp (W): 4  
Dimming: Electronic Low Voltage Dimming  
Input Voltage (V): 120  
Lamp Voltage (V): 120

**LED**  
Number of LEDs: 2  
Color Temperature (°K): 2700  
Nominal Lumen (lm): 2x300  
CRI: >80 CRI

**OPTICAL**  
**RATINGS AND CERTIFICATIONS**  
Certified By: CSA Certified to UL and CSA Standards  
IP rating: IP20

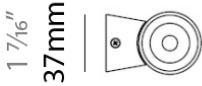
PROJECT
TYPE
NOTES
QUANTITY
DATE



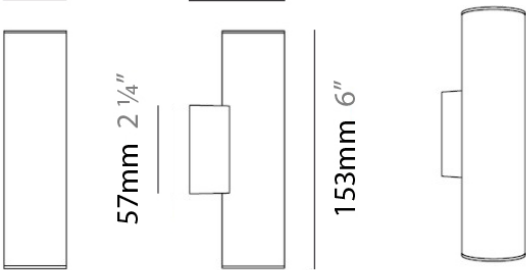
Ø108mm 4 1/4"



J-Box cover plate  
Included



40mm 1 9/16" 61mm 2 3/8"



## LEGEND

	floor-mounted		pivotal		special LED (upon request) RGB, RGBW, tunable, gold+, meat+, art+, fashion+
	wall and ceiling: recessed and surface mounted		rotating		warm dim / natural dimming LED
	ceiling-mounted and wall-mounted		illuminate tilted		rechargeable battery powered
	wall-mounted		color of suspension cable		fixture with natural vivid LED (upon request)
	omni-directional light distribution		length of suspension cable		color rendering index
	direct light distribution		reflector degree selection		color temperature
	direct/indirect light distribution		super spot		lumen (luminous flux)
	indirect light distribution		lens		efficacy (lumens per watt)
	asymmetric light distribution		lens pack		Unified Glare Rating (UGR) range from 5-40
	aura light distribution		shine ring		marine grade (AISI 316 stainless steel)
	round wall or ceiling cut-out		integrated shine ring with diffuser		walk on
	square wall or ceiling cut-out		free individual colors 01-29		drive on
	the supplied jig specifies the cutout dimensions		individual colors: 00 (free of charge), 01-25 (extra charge)		Dark Sky Compliance
	minimum distance (meters) lamp - object		luminaire part to be colored (F1)		Americans with Disabilities Act (less than 4" off the wall located between 27"-84" from floor)
	recessed depth		luminaire part to be colored (F2)		lamp protected against explosion
	ceiling thickness in mm		luminaire part to be colored (F3)		blown glass using traditional methods by master glass blower
	ceiling thickness selection		luminaire part to be colored (F4)		acoustic material
	dimmable DP (phase), DV (0-10V), DD (dali), DS (step-dim)		luminaire part to be colored (F5)		protection class I, protection insulation
	included or excluded LED driver/transformer/control gear		color of 3-circuit adaptor		protection class II, protection insulation
	separately switchable		indirect diffuser		ETL Certified to UL and CSA Standards
	sensor		direct diffuser		UL Certified to UL and CSA Standards
	remote control		ball-proof (upon request)		CSA Certified to UL and CSA Standards
	available upon request		accessory		Certified for North American Standards

## IP RATING

	protected against ingress of solid bodies greater than 12.5mm (finger)
	protected against ingress of solid bodies greater than 2.5mm protected against sprays of water up to 60 degrees from the vertical (rain)
	protected against ingress of solid bodies greater than 1mm (wire) no protection against the ingress of moisture
	protected against ingress of solid bodies greater than 1mm (wire) protected against sprays of water up to 60 degrees from the vertical (rain)
	protected against ingress of solid bodies greater than 1mm (wire) protected against water splashed from all directions
	protected against limited ingress of dust (wet rooms/covered outdoor areas) protected against water splashed from all directions
	protected against ingress of dust protected against jets of water
	protected against ingress of dust protected against powerful jets of water or heavy seas
	protected against ingress of dust protected against immersion of water between 15cm - 1m for 30 minutes
	protected against ingress of dust protected against immersion of water under pressure for long periods

## IK RATING

	protected against 0.14 joules impact (equivalent to 0.25kg mass dropped from 56mm above the surface)
	protected against 0.2 joules impact (equivalent to 0.25kg mass dropped from 80mm above the surface)
	protected against 0.35 joules impact (equivalent to 0.25kg mass dropped from 140mm above the surface)
	protected against 0.5 joules impact (equivalent to 0.25kg mass dropped from 200mm above the surface)
	protected against 0.7 joules impact (equivalent to 0.25kg mass dropped from 280mm above the surface)
	protected against 1 joules impact (equivalent to 0.25kg mass dropped from 400mm above the surface)
	protected against 2 joules impact (equivalent to 0.5kg mass dropped from 400mm above the surface)
	protected against 5 joules impact (equivalent to 1.7kg mass dropped from 300mm above the surface)
	protected against 10 joules impact (equivalent to 5.0kg mass dropped from 200mm above the surface)
	protected against 20 joules impact (equivalent to 5.0kg mass dropped from 400mm above the surface)